

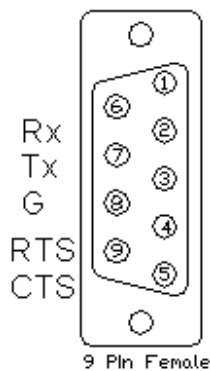
Partner: Yamaha
Model: RX-V1800 & RX-V3800
Device Type: Receiver



GENERAL INFORMATION

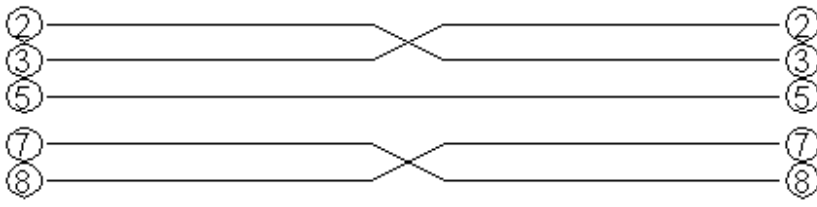
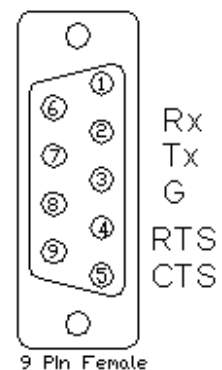
SIMPLWINDOWS NAME:	Yamaha RX-V1800 & RX-V3800 Receiver
CATEGORY:	Receiver/Processor
VERSION:	1.0
SUMMARY:	Controls the RX-V1800 & RX-V3800 receivers and provides true feedback.
GENERAL NOTES:	This module controls the Yamaha RX-V1800 & RX-V3800 receivers. It provides true feedback. All standard run time functions are included. NOTE: NOT ALL FUNCTIONS ARE AVAILABLE FOR BOTH MODELS.
CRESTRON HARDWARE REQUIRED:	C2-COM, ST-COM
SETUP OF CRESTRON HARDWARE:	RS232 Baud: 9600 Parity: N Data Bits: 8 Stop Bits: 1 RTS/CTS
VENDOR FIRMWARE:	None
VENDOR SETUP:	None
CABLE DIAGRAM:	CNSP-532

Rear View of Connector



CNSP-532

Rear View of Connector



Partner: Yamaha
Model: RX-V1800 & RX-V3800
Device Type: Receiver

**CONTROL:**

Master_Power_On/Off	D	Pulse to turn all zones on or off.
Main_Zone_Power_On/Off/Toggle	D	Pulse to turn the main zone power on and off.
Main_Zone_Volume_Up/Down	D	Press and hold to adjust the main zone volume.
Main_Zone_Volume_Mute_On/Off/Toggle	D	Pulse to turn the main zone volume mute on and off.
Input_*	D	Pulse to select the main zone input.
Tuner_Page_*	D	Pulse to select the tuner preset page.
Tuner_Preset_*	D	Pulse to select the tuner preset on the selected tuner preset page.
Tuner_Auto_Up/Down	D	Pulse to turn the tuner's auto function on.
Tuner_AM/FM	D	Pulse to select the AM or FM band.
Effect_On/Off	D	Pulse to turn the surround sound effects on and off.
Effect_*	D	Pulse to select the desired surround sound effect.
Multi_Chan_Input_On/Off/Toggle	D	Pulse to turn the multi channel input on and off.
Input_Mode_*	D	Pulse to select the input mode.
Speaker_*_On/Off/Toggle	D	Pulse to turn the A or B speakers on and off.
Zone_*_Power_On/Off/Toggle	D	Pulse to turn the zone 2 or 3 power on and off.
Zone_*_Volume_Up/Down	D	Press and hold to adjust the zone 2 or 3 volume.
Zone_*_Volume_Mute_On/Off/Toggle	D	Pulse to turn the zone 2 or 3 volume mute on and off.
Zone_*_Input_*	D	Pulse to select the zone 2 or 3 input.
Preset_*_Mem_*	D	Pulse to store the current volume level in a preset for the desired zone.
Preset_*_Rec_*	D	Pulse to recall the desired volume preset for the desired zone.

Partner: Yamaha
Model: RX-V1800 & RX-V3800
Device Type: Receiver



XM_Channel/Preset_Key_*	D	Pulse to enter the channel number or preset number. Preset numbers are 1 to 8.
XM_Enter	D	Pulse to switch to the entered channel number or preset number.
XM_Channel/Preset_Up/Down	D	Pulse to step through the channels or presets.
XM_Category/Preset_Page_Up/Down	D	Pulse to step through the categories or the preset pages.
XM_Preset_Memory	D	Pulse to activate the XM preset memory function.
XM_Search_Mode_*	D	Pulse to select the desired XM search mode.
XM_Preset_Page_*	D	Pulse to select the desired preset page.
iPod_*	D	Pulse to control the iPod. To see the iPod information on the Crestron system, you must pulse the iPod_Display input.
Net/USB_*	D	Pulse to control the Net/USB. To see the Net/USB information on the Crestron system, you must pulse the Net/USB_Display input.
Poll	D	Pulse to poll the receiver for its current status. This should only be required once. The module will automatically get the status when a command is sent.
From_Device\$	S	Serial signal to be routed from a 2-way serial com port.

FEEDBACK:

Main_Zone_Power_On/Off_FB	D	High to indicate the main zone's current power status.
Main_Zone_Volume_Bar	A	Analog value indicating the main zone's current volume level. To be displayed using a bar graph on a touch panel.
Main_Zone_Volume_Mute_On/Off_FB	D	High to indicate the main zone's current volume mute state.
Input_*_FB	D	High to indicate the main zone's current input.
Tuner_Page_*_FB	D	High to indicate the currently selected tuner preset page.
Tuner_Preset_*_FB	D	High to indicate the currently selected tuner preset.
Tuner_AM/FM_FB	D	High to indicate the tuner's current band.
Effect_On/Off_FB	D	High to indicate whether the surround effects are on or off.

Partner: Yamaha
Model: RX-V1800 & RX-V3800
Device Type: Receiver



Effect_*_FB	D	High to indicate the currently selected surround effect.
Multi_Chan_On/Off_FB	D	High to indicate whether the multi channel input is on or off.
Input_Mode_*_FB	D	High to indicate the currently selected input mode.
Speaker_*_On/Off_FB	D	High to indicate the current speaker A & B state.
Zone_*_Power_On/Off_FB	D	High to indicate the current power state for the zones 2 and 3.
Zone_*_Volume_Bar	A	Analog signal indicating the current volume level for zones 2 and 3.
Zone_*_Input*_FB	D	High to indicate the currently selected input for zones 2 and 3.
Preset_*_Mem_*_FB	D	High to indicate the last preset that was stored for the zone.
Preset_*_Recall_*_FB	D	High to indicate the last preset that was recalled for the zone.
Frequency_Text\$	S	Serial signal indicating the current tuner frequency and band.
*_Input_Text\$	S	Serial signal indicating the name of the currently selected input for each zone.
*_Volume_Text\$	S	Serial signal indicating the current volume level, in dB, for each zone.
Effects_Text\$	S	Serial signal indicating the name of the current surround effect.
Input_Mode_Text\$	S	Serial signal indicating the name of the current input mode.
XM_Channel_Number	A	Analog value representing the XM Channel number. To be displayed using a digital gauge on a touch panel.
XM_Preset_*_Fb	D	High to indicate the currently selected XM preset number.
XM_*\$	S	Serial signal indicating the current XM Channel information. This will only be displayed when the XM is selected as the source for the main zone.
XM_Search_Mode_*_Fb	D	High to indicate the currently selected search mode.
XM_Preset_Page_*_Fb	D	High to indicate the currently selected preset page.
iPod_*\$	S	Serial signal indicating the current iPod information. This will only be displayed when the iPod Dock is selected as the source for the main zone.
iPod_Highlighted_Line_FB	A	Analog value indicating the currently highlighted line of text in the iPod list.

Partner: Yamaha
Model: RX-V1800 & RX-V3800
Device Type: Receiver



IPod_List_Line_*_Text\$	S	Serial signal indicating the current menu list. This will only be displayed when the iPod is selected as the source for the main zone.
Net/USB_Source_*_FB	D	High to indicate the current Net/USB source.
Net/USB_*\$	S	Serial signal indicating the current Net/USB information. This will only be displayed when the Net/USB is selected as the source for the main zone.
Net/USB_Highlighted_Line_*_Text\$	S	Analog value indicating the currently highlighted line of text in the Net/USB list. This will only be displayed when the Net/USB is selected as the source for the main zone.
To_Device\$	S	Serial signal to be routed to a 2-way serial com port.

TESTING:

OPS USED FOR TESTING:	3.155.1240
SIMPL WINDOWS USED FOR TESTING:	2.08.44
CRES DB USED FOR TESTING:	18.9.1
SYMBOL LIBRARY USED FOR TESTING:	508
SAMPLE PROGRAM:	Yamaha RX-V1800 & RX-V3800 Demo
REVISION HISTORY:	V. 1.0 – Original Release