

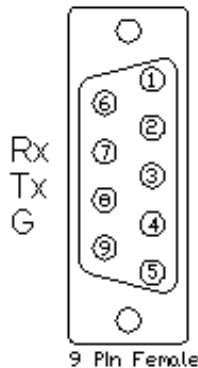
Partner: Sharp
 Model: LC-52LE925UN
 Device Type: LCD Display



GENERAL INFORMATION

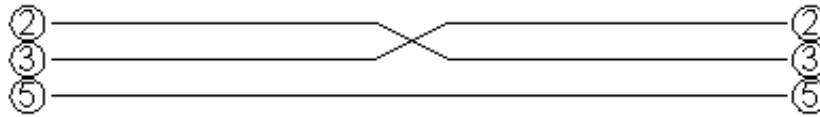
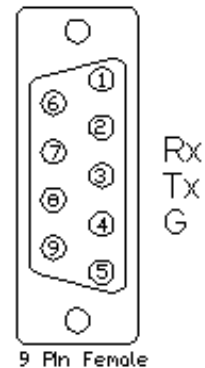
SIMPLWINDOWS NAME:	Sharp LC-52LE925UN v1.1
CATEGORY:	TV/Video Projector
VERSION:	1.1
SUMMARY:	This module controls power, input selection, channel selection, A/V mode, aspect, volume, sleep mode, closed captioning, surround modes and audio mode.
GENERAL NOTES:	<p>Typically, you could enable the polling option when the display's particular control page is active and displayed on a touch panel. You would then disable polling at other times.</p> <p>To initially enable RS232 control, the unit should manually be turned on while connected to the control processor. The processor will then send a command to the unit to enable its RS232 port. From that point on control will be enabled.</p> <p>NOTE: This module depends on responses from the device. Do not comment out the From_Device signal name. This module is SystemBuilder compatible.</p>
CRESTRON HARDWARE REQUIRED:	C2I-COM, ST-COM, C2-COM-* or CNX-COM2
SETUP OF CRESTRON HARDWARE:	RS232 Baud:9600 Parity: None Data Bits: 8 Stop Bits: 1
VENDOR FIRMWARE:	Unknown
VENDOR SETUP:	None
CABLE DIAGRAM:	CNSP-124

Rear View of Connector



CNSP-124

Rear View of Connector



Partner: Sharp
Model: LC-52LE925UN
Device Type: LCD Display


CONTROL:

Power_<On/Off/Toggle>	D	Pulse to turn the display on or off.
Input_*	D	Pulse to select input source.
Input_TV	D	Pulse to select TV tuner as the source.
AV_Mode_*	D	Pulse to select AV mode.
Aspect_*	D	Pulse to select aspect ratio.
Effect_3D_*	D	Pulse to select specific 3D effect or to turn 3D off.
Keypad_*	D	Pulse to select button 0-9.
Keypad_Dot	D	Pulse to select dot function for digital channels.
Keypad_Clear	D	Pulse to clear the TV channel request text field.
Keypad_Enter	D	Pulse to request the channel displayed in channel request text field.
Channel_<Up/Down>	D	Pulse to select channel up/down.
Air	D	Pulse to select over the air signal for TV.
Cable	D	Pulse to select cable signal for TV.
Volume_<Up/Down	D	Press to adjust volume level.
Volume_<Mute_On/Off/Toggle>	D	Pulse to turn audio mute on or off.
Sleep_*	D	Pulse to select sleep function.
Audio_Mode	D	Pulse to cycle through available audio mode.
Surround_Mode	D	Pulse to turn surround mode on and off.
Closed_Caption	D	Pulse to cycle through available closed caption modes.
Poll_Enable	D	Latch high to enable auto polling.
From_Device	S	Serial data signal to be routed from a 2 way com port.

Partner: Sharp
Model: LC-52LE925UN
Device Type: LCD Display


FEEDBACK:

Power_Is_<On/Off>	D	Latches high to indicate current power status.
Input_Is_*	D	Latches high to indicate current input source
AV_Mode_Is_*	D	Latches high to indicate current AV mode selection.
Aspect_Is_*	D	Latches high to indicate current aspect selection.
Effect_3D_Is_*	D	Latches high to indicate current 3D effect mode.
Channel_Request_Text	S	Displays channel number to be requested upon pulsing the "KP_Enter" input signal.
Air_Selected	D	Latches high to indicate that the antenna signal has been selected for TV.
Cable_Selected	D	Latches high to indicate that cable signal has been selected for TV.
Volume_Level	A	Indicates current volume level for digital gauge definition on touchpanel.
Volume_Gauge	A	Indicates current volume level for a gauge definition on touchpanel.
Volume_Mute_Is_<On/Off>	D	Latches high to indicate current audio mute status.
Sleep_Is_*	D	Latches high to indicate current sleep mode setting.
To_Device	S	Serial data signal to be routed to a 2 way com port.

TESTING:

OPS USED FOR TESTING:	v4.001.1012
SIMPL WINDOWS USED FOR TESTING:	2.12.44
DEVICE DB USED FOR TESTING:	31.00.003.00
CRES DB USED FOR TESTING:	23.05.010.00
SYMBOL LIBRARY USED FOR TESTING:	685
SAMPLE PROGRAM:	Sharp LC-52LE925UN v1.1 Demo PRO2
REVISION HISTORY:	v1.0 – Initial Release v1.1 – Logic redone.