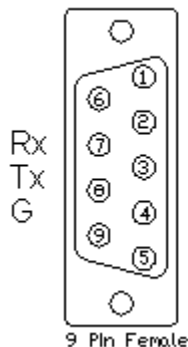


Partner: NEC
Model: NP-PA600X
Device Type: LCD Projector

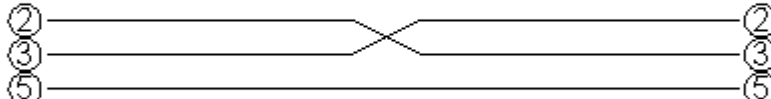
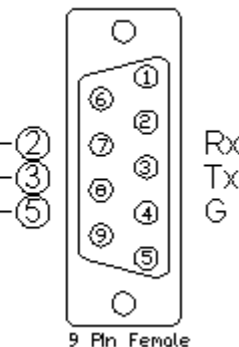

GENERAL INFORMATION

SIMPLWINDOWS NAME:	NEC NP-PA600X v1.0.umc
CATEGORY:	TV/Video Projector
VERSION:	1.0
SUMMARY:	This module controls the NEC NP-PA600X via RS-232.
GENERAL NOTES:	<p>This module was written and tested with the NP-PA600X. It should also control the following projector models: NP4000, NP4100, NP4100W, NP905, NP600, NP62, NP64, NP3250, NP610, NP2200, NP215, NP216, NP-M300X, NP-M300XS, NP-M300W, NP-M300WS, NP-P420X, NP-U300X, NP-V300X and the NP-V300M.</p> <p>NOTE: Not all functions are available on all models. Please check with NEC for more information.</p>
CRESTRON HARDWARE REQUIRED:	C2-COM, ST-COM
SETUP OF CRESTRON HARDWARE:	RS232 Baud:38400 Parity: N Data Bits: 8 Stop Bits: 1
VENDOR FIRMWARE:	N/A
VENDOR SETUP:	None
CABLE DIAGRAM:	CNSP-124

Rear View of Connector



Rear View of Connector



Partner: NEC
Model: NP-PA600X
Device Type: LCD Projector


CONTROL:

Power_On/Off/Toggle	D	Pulse to turn on and off the power.
Select_*	D	Pulse to select the desired source.
Aspect_*	D	Pulse to set the aspect ratio.
Picture_Mute_On/Off/Toggle	D	Pulse to turn on and off the picture mute.
Sound_Mute_On/Off/Toggle	D	Pulse to turn on and off the sound mute.
OnScreen_Mute_On/Off/Toggle	D	Pulse to turn on and off the OnScreen mute.
Volume_Increment/Decrement	D	Hold active to raise and lower the volume level.
Volume	A	Sets the volume to a specific level (0%-100%).
Brightness_Increment/Decrement	D	Hold active to raise and lower the brightness level.
Brightness	A	Sets the brightness to a specific level (0%-100%).
Contrast_Increment/Decrement	D	Hold active to raise and lower the contrast level.
Contrast	A	Sets the contrast to a specific level (0%-100%).
Color_Increment/Decrement	D	Hold active to raise and lower the color level.
Color	A	Sets the color to a specific level (0%-100%).
Tint_Increment/Decrement	D	Hold active to raise and lower the tint level.
Tint	A	Sets the color to a specific level (0%-100%).
Sharpness_Increment/Decrement	D	Hold active to raise and lower the sharpness level.
Sharpness	A	Sets the sharpness to a specific level (0%-100%).
Bass_Increment/Decrement	D	Hold active to raise and lower the bass level.
Bass	A	Sets the bass level to a specific level (0%-100%).

Partner: NEC
Model: NP-PA600X
Device Type: LCD Projector



Treble_Increment/Decrement	D	Hold active to raise and lower the treble level.
Treble	A	Sets the treble to a specific level (0%-100%).
From_Device	S	Serial line to receive feedback from the unit.

FEEDBACK:

Power_Is_On/Off	D	While active indicates that the power is on or off.
*_Is_Selected	D	While active indicates the currently selected source.
Aspect *_Is_Selected	D	While active indicates the currently selected aspect ratio.
Picture_Mute_Is_On/Off	D	While active indicates that the picture is on or off.
Sound_Mute_Is_On/Off	D	While active indicates that the sound mute is on or off.
OnScreen_Mute_Is_On/Off	D	While active indicates that the OnScreen mute is on or off.
Volume_Value	A	Provides the current volume level.
Brightness_Value	A	Provides the current brightness level.
Contrast_Value	A	Provides the current contrast level.
Color_Value	A	Provides the current color level.
Tint_Value	A	Provides the current tint level.
Sharpness_Value	A	Provides the current sharpness level.
Bass_Value	A	Provides the current bass level.
Treble_Value	A	Provides the current treble level.
Lamp_Hours	A	Provides the current lamp hours.
To_Device	S	Serial line to send commands to the unit.

Partner: NEC
Model: NP-PA600X
Device Type: LCD Projector

**TESTING:**

OPS USED FOR TESTING:	PRO2: 4.003.0015 MC3: 1.002.0000
SIMPL WINDOWS USED FOR TESTING:	3.11.06
CRES DB USED FOR TESTING:	30.05.014.01
DEVICE DATABASE:	40.05.010.00
SYMBOL LIBRARY USED FOR TESTING:	799
SAMPLE PROGRAM:	NEC NP-PA600X v1.0 Demo
REVISION HISTORY:	v. 1.0 – Original release.