

Partner: Mitsubishi
Model: XL5980U
Device Type: TV/Video Projector



GENERAL INFORMATION

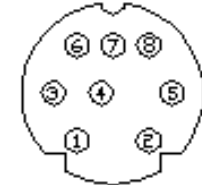
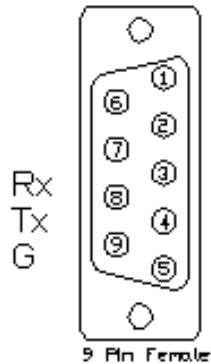
SIMPLWINDOWS NAME:	Mitsubishi XL5980U v1.0
CATEGORY:	Projector
VERSION:	1.0
SUMMARY:	This module control and/or monitors Power, Source Select, Aspect Ratio, AV Mute, Brightness, Contrast, Color, Tint, Sharpness, Auto Position, Freeze, Lamp Hours, Focus and Zoom.
GENERAL NOTES:	<p>This module will control a Mitsubishi XL5980 Projector. True feedback is provided for power, inputs, aspect ratio and picture settings. When any command is sent to the projector, it will acknowledge that the command was processed properly and the corresponding feedback will be reflected at the outputs of this module. If it is desired to poll the projector for changes made using the IR remote control, or by the controls on the projector itself, you can assert the Poll_Enable input. When this input is high, the projector will be polled every 15 seconds to determine the state of power, input source and aspect ratio.</p> <p>If it is desired to poll the projector for picture setting changes made using the IR remote control, or by the controls on the projector itself, you can assert the Poll_Settings input. When this input is high, the projector will be polled every 30 seconds to determine the state of brightness, contrast, sharpness, color, tint and elapsed lamp hours. Typically, you could enable either polling option when the projector's particular control page is active and displayed on a touch panel. You would then disable polling at other times.</p>
CRESTRON HARDWARE REQUIRED:	C2I-COM, ST-COM, C2-COM-* or CNX-COM2
SETUP OF CRESTRON HARDWARE:	RS232 Baud: 9600 Parity: None Data Bits: 8 Stop Bits: 1
VENDOR FIRMWARE:	Unknown
VENDOR SETUP:	None
CABLE DIAGRAM:	CNSP-550

Partner: Mitsubishi
Model: XL5980U
Device Type: TV/Video Projector




CNSP-550

Rear View of Connector



Pin View of Connector
8 Pin Mini-Din



CONTROL:

Power_On/Off/Toggle	D	Pulse to control projector power.
Input_*	D	Pulse to select projector input.
Aspect_*	D	Pulse to set aspect ratio.
Volume_*	D	Press to set projector volume level.
AV_Mute_On/Off/Toggle	D	Pulse to set projector audio and video mute state.
Focus/Zoom	D	Pulse to select between focus or zoom control.
Focus/Zoom_In	D	Press for "focus in" or "zoom in" function.
Focus/Zoom_Out	D	Press for "focus out" or "zoom out" function.
Menu	D	Pulse to select menu function.
Up	D	Pulse to select menu up function.
Down	D	Pulse to select menu down function.
Left	D	Pulse to select menu left function.
Right	D	Pulse to select menu right function.

Partner: Mitsubishi
Model: XL5980U
Device Type: TV/Video Projector



Enter	D	Pulse to select menu enter function.
Auto_Position	D	Pulse to select auto position.
Freeze	D	Pulse to turn freeze mode on or off.
PIP	D	Pulse to turn PIP on or off.
Contrast_*	D	Press to set contrast level up or down.
Brightness_*	D	Press to set brightness level up or down.
Color_*	D	Press to set color level up or down.
Sharpness_*	D	Press to set sharpness level up or down.
Tint_*	D	Press to set tint level up or down.
Poll_Enable	D	Latch high to enable polling of power, input selection, and aspect setting every 15s.
Poll_Settings	D	Latch high to enable polling picture settings every 30s.
From_Device\$	S	Serial data signal to be routed from a 2 way com port.

FEEDBACK:

Power_On/Off_FB	D	Feedback indicating projector power status.
Input_*_FB	D	Feedback indicating which input is currently being displayed.
Aspect_*_FB	D	Feedback indicating projector's current aspect ratio setting.
Volume_Bar	A	Indicates projector volume level for bargraph.
AV_Mute_On/Off_FB	D	Feedback indicating audio & video mute status.
Contrast_Bar	A	Indicates projector contrast level for bargraph.
Brightness_Bar	A	Indicates projector brightness level for bargraph.
Color_Bar	A	Indicates projector color level for bargraph.
Sharpness_Bar	A	Indicates projector sharpness level for bargraph.

Partner: Mitsubishi
Model: XL5980U
Device Type: TV/Video Projector



Tint_Bar	A	Indicates projector tint level for bargraph.
Lamp_Hours	A	Indicates the projector's current lamp hour usage.
To_Device\$	S	Serial commands to be routed to a 2 way com port.

TESTING:

OPS USED FOR TESTING:	v4.000.0226
SIMPL WINDOWS USED FOR TESTING:	v2.10.24
CRES DB USED FOR TESTING:	v19.04.010
SYMBOL LIBRARY USED FOR TESTING:	v538
SAMPLE PROGRAM:	Mitsubishi XL5980U v1.0 Demo PRO2
REVISION HISTORY:	v1.0 – Initial release