

Partner: Epson
Model: PowerLite 6100i
Device Type: TV/Video Projector



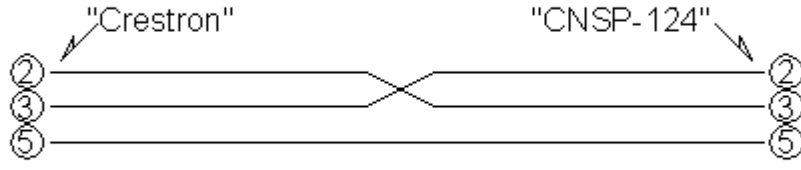
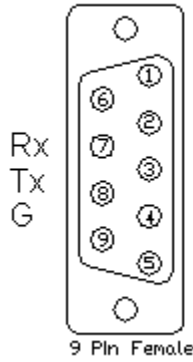
GENERAL INFORMATION

SIMPLWINDOWS NAME:	Epson PowerLite 6100i Full Control
CATEGORY:	TV/Video Projector
VERSION:	1.0
SUMMARY:	Controls the 6100i video projector
GENERAL NOTES:	<p>This macro will control an Epson PowerLite 6100i video projector.</p> <p>It uses the Epson ASCII protocol.</p> <p>It allows control of power, input selections, and A/V mute functions. In addition, it will poll the projector for 1 minute after an input selection or picture mute command is sent. If it is desired to poll the projector beyond this one minute time, you can assert the Poll_Enable input. Then the projector will be polled every 15 seconds as long as it is held high.</p> <p>This projector will provide feedback indicating if it is in the fully on state. When fully on, the Power_On_Fb will be high. When the projector is in any other state (such as off, warming up, or cooling down), the Power_Off_Fb output will be high.</p> <p>NOTE: The Initialize input needs to be pulsed to start communications. This should be done after a power loss, after a program reload, or when the RS232 cable to the projector is disconnected and reconnected.</p>
CRESTRON HARDWARE REQUIRED:	CNXCOM, ST-COM, C2COM
SETUP OF CRESTRON HARDWARE:	RS232 Baud: 9600 Parity: N Data Bits: 8 Stop Bits: 1
VENDOR FIRMWARE:	None
VENDOR SETUP:	None
CABLE DIAGRAM:	CNSP-124

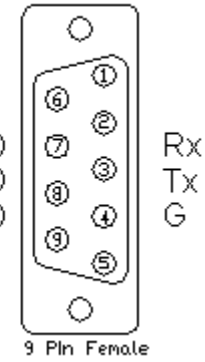
Partner: Epson
Model: PowerLite 6100i
Device Type: TV/Video Projector



Rear View of Connector



Rear View of Connector



Partner: Epson
Model: PowerLite 6100i
Device Type: TV/Video Projector


CONTROL:

Power_On/Off/Toggle	D	Pulse to turn the projector on or off.
Input_*	D	Pulse to select the desired input.
AV_Mute_On/Off/Toggle	D	Pulse to adjust the projector video and audio mute.
Poll_Enable	D	If held high, the projector will be polled every 15 seconds. If held low, the projector will be polled every 5 seconds only after an input select or an AV mute press.
Initialize	D	Pulse to start communications with the projector. See note in Poll_Enable.
Closed_Caption_Off	D	Pulse to turn closed captioning off
Closed_Caption_CC1	D	Pulse to select CC1 closed captioning
Closed_Caption_CC2	D	Pulse to select CC2 closed captioning
Closed_Caption_CC3	D	Pulse to select CC3 closed captioning
Closed_Caption_CC4	D	Pulse to select CC4 closed captioning
Brightness_Up/Down	D	Press and hold to adjust the brightness.
Contrast_Up/Down	D	Press and hold to adjust the contrast.
Color_Up/Down	D	Press and hold to adjust the color.
Tint_Up/Down	D	Press and hold to adjust the tint.
Sharpness_Up/Down	D	Press and hold to adjust the sharpness.
From_Device\$	S	Serial signal to be routed from a 2-way RS232 port.

Partner: Epson
Model: PowerLite 6100i
Device Type: TV/Video Projector


FEEDBACK:

Power_On/Off_Fb	D	High to indicate the state of the power.
Input *_Fb	D	High to indicate the current source.
Lamp_Hours	A	Analog signal representing the lamp hours. To be displayed on a digital gauge.
Closed_Caption_Off_Fb	D	High to indicate closed captioning off
Closed_Caption_CC1_Fb	D	High to indicate CC1 closed captioning
Closed_Caption_CC2_Fb	D	High to indicate CC2 closed captioning
Closed_Caption_CC3_Fb	D	High to indicate CC3 closed captioning
Closed_Caption_CC4_Fb	D	High to indicate CC4 closed captioning
Brightness_Bar	A	Analog level of the brightness to be displayed on a bar graph.
Contrast_Bar	A	Analog level of the contrast to be displayed on a bar graph.
Color_Bar	A	Analog level of the color to be displayed on a bar graph.
Tint_Bar	A	Analog level of the tint to be displayed on a bar graph.
Sharpness_Bar	A	Analog level of the sharpness to be displayed on a bar graph.
Lamp_Hours	A	Analog signal representing the lamp hours. To be displayed on a digital gauge.
To_Device\$	S	Serial signal to be routed to a 2 way RS232 port.

Partner: Epson
Model: PowerLite 6100i
Device Type: TV/Video Projector

**TESTING:**

OPS USED FOR TESTING:	PRO2 Cntrl Eng (v3.137 (Release))
SIMPL WINDOWS USED FOR TESTING:	2.07.24
CRES DB USED FOR TESTING:	18.1.3
SYMBOL LIBRARY USED FOR TESTING:	381
SAMPLE PROGRAM:	Epson PowerLite 6100i Demo PRO2.smw Epson PowerLite 6100i Demo CNMSX.smw
REVISION HISTORY:	V. 1.0