

**Partner: Epson**  
**Model: PowerLite 435W**  
**Device Type: LCD Projector**



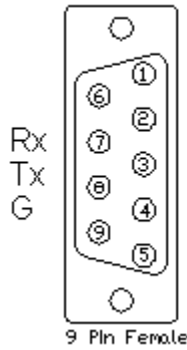
## GENERAL INFORMATION

<b>SIMPLWINDOWS NAME:</b>	Epson PowerLite 435W RS-232 v1.0
<b>CATEGORY:</b>	TV/Video Projector
<b>VERSION:</b>	1.0
<b>SUMMARY:</b>	This module will control Power, Source Select, A/V mute, Aspect Ratio, Freeze, Brightness, Contrast, Color, Tint, Sharpness, Volume and display elapsed Lamp Hour usage.
<b>GENERAL NOTES:</b>	<p>This module will control the Epson PowerLite 435W Projector. True feedback is provided for power, input sources, a/v mute, freeze, aspect ratio and picture settings. When any command is sent to the projector, it will acknowledge that the command was processed properly and the corresponding feedback will be reflected at the outputs of this module.</p> <p>If it is desired to poll the projector for power state, you can assert the Poll_Enable input. When this input is high, the projector will be polled every 15 seconds to determine the state of power. If it is desired to poll the projector for picture setting changes made using the IR remote control, or by the controls on the projector itself, you can assert the Poll_Settings input. When this input is high, the projector will be polled every 45 seconds to determine the state of input source, picture mute, freeze, aspect ratio, brightness, contrast, sharpness, color, tint, volume and elapsed lamp hours. Typically, you could enable either polling option when the projector's particular control page is active and displayed on a touch panel. You would then disable polling at other times.</p> <p>NOTE: This module depends on feedback from the device. You cannot comment out the From_Device. This module is System Builder compatible.</p>
<b>CRESTRON HARDWARE REQUIRED:</b>	CNX-COM, C2-COM, ST-COM
<b>SETUP OF CRESTRON HARDWARE:</b>	RS232 Baud:9600 Parity: N Data Bits: 8 Stop Bits: 1
<b>VENDOR FIRMWARE:</b>	N/A
<b>VENDOR SETUP:</b>	None
<b>CABLE DIAGRAM:</b>	CNSP-124

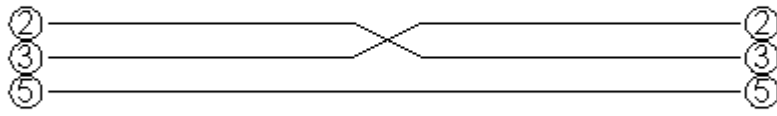
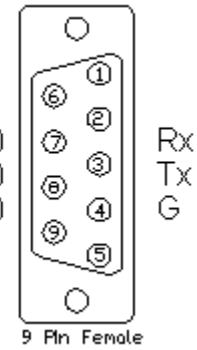
Partner: Epson  
 Model: PowerLite 435W  
 Device Type: LCD Projector



Rear View of Connector



Rear View of Connector



**CONTROL:**

Power_On/Off/Toggle	D	Turn on and off the power.
Input_*	D	Selects the input for the projector.
A/V_Mute_On/Off/Toggle	D	Enable disable Audio Video mute.
Freeze_On/Off/Toggle	D	Enable disable projector freeze.
Aspect_*	D	Selects the aspect ratio of the display.
Contrast_Up/Down	D	Adjust the contrast level on the image.
Brightness_Up/Down	D	Adjust the brightness level on the image.
Color_Up/Down	D	Adjust the color level on the image.
Tint_Up/Down	D	Adjust the tint level on the image.
Sharpness_Up/Down	D	Adjust the sharpness level on the image.
Volume_Up/Down	D	Adjust the volume level of the projector.
Poll_Enable	D	When high, projector will be polled for it's general settings every 15 seconds.
Poll_Settings	D	When high, projector will be polled or it's picture settings every 45 seconds.
From_Device	S	Serial line to receive commands from the unit.

**Partner: Epson**  
**Model: PowerLite 435W**  
**Device Type: LCD Projector**

**FEEDBACK:**

<b>Power_is_On/Off</b>	D	Indicates the power is on or off.
<b>Input_*</b>	D	Indicates the input selected on the projector.
<b>A/V_Mute_Is_On/Off</b>	D	Indicates the A/V Mute status.
<b>Freeze_Is_On/Off</b>	D	Indicates the picture freeze status.
<b>Aspect_*</b>	D	Indicates the aspect ratio selected.
<b>Contrast_Gauge</b>	A	Analog value indicating contrast.
<b>Brightness_Gauge</b>	A	Analog value indicating brightness.
<b>Color_Gauge</b>	A	Analog value indicating color.
<b>Tint_Gauge</b>	A	Analog value indicating tint.
<b>Sharpness_Gauge</b>	A	Analog value indicating sharpness.
<b>Volume_Gauge</b>	A	Analog value indicating volume.
<b>Lamp_Hours</b>	A	Analog value indicating lamp hours.
<b>To_Device</b>	S	Serial line to send commands to the unit.

**Partner: Epson**  
**Model: PowerLite 435W**  
**Device Type: LCD Projector**

**TESTING:**

<b>OPS USED FOR TESTING:</b>	v4.003.0015
<b>SIMPL WINDOWS USED FOR TESTING:</b>	3.02.14
<b>CRES DB USED FOR TESTING:</b>	28.05.017.00
<b>DEVICE DATABASE:</b>	37.05.009.00
<b>SYMBOL LIBRARY USED FOR TESTING:</b>	508
<b>SAMPLE PROGRAM:</b>	Epson PowerLite 435W RS-232 v1.0 Demo PRO2
<b>REVISION HISTORY:</b>	V1.0