

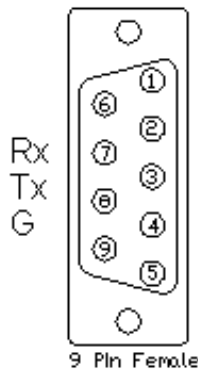
Partner: Digital Projection
 Model: E-Series WXGA 600
 Device Type: DLP Projector



GENERAL INFORMATION

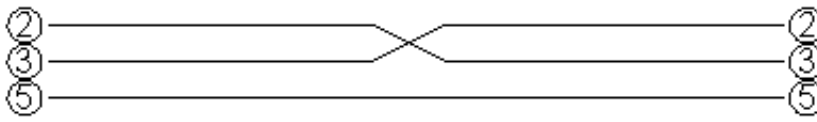
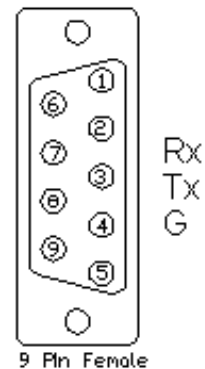
SIMPLWINDOWS NAME:	Digital Projection E-Vision WXGA 600 Serial v1.0
CATEGORY:	TV/Video Projector
VERSION:	1.0
SUMMARY:	This module will control the Digital Projection E-Vision WXGA 600 via RS-232.
GENERAL NOTES:	This module will control the Digital Projection E-Vision WXGA 600 via RS-232. Typically, you could enable the polling option when the display's particular control page is active and displayed on a touch panel. You would then disable polling at other times. NOTE: This module is System Builder compatible.
CRESTRON HARDWARE REQUIRED:	C2NENET-1, C2NENET-2
SETUP OF CRESTRON HARDWARE:	RS232 Baud:9600 Parity: None Data Bits: 8 Stop Bits: 1
VENDOR FIRMWARE:	DP7651-NDXX-DPP02/4S
VENDOR SETUP:	Enable RS-232 as control method by entering the menu and selecting Setting->Installation->PC Control. Set to "PC Control".
CABLE DIAGRAM:	CNSP-124

Rear View of Connector



CNSP-124

Rear View of Connector



Partner: Digital Projection
Model: E-Series WXGA 600
Device Type: DLP Projector


CONTROL:

Power_<On/Off/Toggle>	D	Pulse to turn power on or off.
Input_*	D	Pulse to select input.
Aspect_*	D	Pulse to select aspect ratio.
Brightness_<Up/Down>	D	Press to adjust brightness.
Contrast_<Up/Down>	D	Press to adjust contrast.
Menu	D	Pulse to select menu function.
<Up/Down/Left/Right>_Arrow	D	Pulse to navigate menu or adjust selected parameter.
Exit	D	Pulse to exit menu level or clear OSD.
Enter	D	Pulse to select highlighted selection in menu.
Volume_<Up/Down>	D	Press to adjust volume.
Mute	D	Pulse to mute and unmute audio.
V_Keystone_<+/->	D	Press to adjust vertical keystone.
Digital_Zoom_<In/Out>	D	Press to adjust digital zoom.
Focus_<In/Out>	D	Press to adjust focus.
Zoom_<In/Out>	D	Press to adjust zoom.
Lens_Shift	D	Press to adjust lens shift.
Status	D	Pulse to display projector status.
Blank	D	Pulse to enable and disable video mute.
Freeze	D	Pulse to enable and disable freeze function.
Auto_Image	D	Pulse to perform auto image function.
Poll_Enable	D	Latch high to enable polling.
From_Device	S	Serial data signal to be routed from a 2 way com port.

Partner: Digital Projection
Model: E-Series WXGA 600
Device Type: DLP Projector

**FEEDBACK:**

Power_Is_<On/Off>	D	Indicates the current power state.
Is_Warming_Up	D	Indicates that the projector is warming up.
Is_Cooling_Down	D	Indicates that the projector is cooling down.
Input_Is_*	D	Indicates the current input.
Aspect_Is_*	D	Indicates the current aspect ratio.
Brightness_Gauge	A	Value indicating the current brightness level for gauge on touchpanel.
Contrast_Gauge	A	Value indicating the current contrast level for gauge on touchpanel.
Lamp_<1/2>_Hours_Text	S	Indicates the current lamp 1 and 2 on/off status.
To_Device	S	Serial data signal to be routed to a 2 way com port.

TESTING:

OPS USED FOR TESTING:	v4.001.1012
SIMPL WINDOWS USED FOR TESTING:	2.12.44
DEVICE DB USED FOR TESTING:	31.05.005.00
CRES DB USED FOR TESTING:	23.05.010.01
SYMBOL LIBRARY USED FOR TESTING:	690
SAMPLE PROGRAM:	Digital Projection E-Vision WXGA 600 Serial v1.0 Demo PRO2
REVISION HISTORY:	v1.0 – Original release.